


AN AIRCRAFT FITTINGS


Manufactured to all applicable Government specifications and drawings in aluminum alloy, copper alloy (brass) and steel as shown in the tables. **Order by AN number plus dash number.**

AN804 TEE—FLARED TUBE WITH BULKHEAD ON RUN



ALUM. DASH NO.	TUBE O.D.	THREAD SIZE
-2D	1/8	5/16—24
-3D	3/16	3/8—24
-4D	1/4	7/16—20
-5D	5/16	1/2—20
-6D	3/8	9/16—18
-8D	1/2	3/4—16
-10D	5/8	7/8—14
-12D	3/4	1-1/16—12
-16D	1	1-5/16—12

AN806 PLUG—FLARED TUBE



STEEL DASH NO.	ALUM. DASH NO.	TUBE O.D.
-2	-2D	1/8
-3	-3D	3/16
-4	-4D	1/4
-5	-5D	5/16
-6	-6D	3/8
-8	-8D	1/2
-10	-10D	5/8
-12	-12D	3/4
-16	-16D	1


AN814 PLUG AND BLEEDER SCREW THREAD



ALUMINUM DASH NO.	TUBE O.D.	THREAD SIZE
-2D	1/8	5/16—24
-3D -3DL	3/16	3/8—24
-4D, -4DL	1/4	7/16—20
-5D, -5DL	5/16	1/2—20
-6D, -6DL	3/8	9/16—18
-8D	1/2	3/4—16
-10D	5/8	7/8—14
-12D	3/4	1-1/16—12
-16D	1	1-5/16—12


L = With lock wire holes.

AN815 UNION—FLARED TUBE




STEEL DASH NO.	ALUM. DASH NO.	TUBE O.D.	THREAD SIZE
-2	-2D	1/8	5/16—24
-3	-3D	3/16	3/8—24
-4	-4D	1/4	7/16—20
-5	-5D	5/16	1/2—20
-6	-6D	3/8	9/16—18
-8	-8D	1/2	3/4—16
-10	-10D	5/8	7/8—14
-12	-12D	3/4	1-1/16—12
-16	-16D	1	1-5/16—12

AN816 NIPPLE—FLARED TUBE AND PIPE THREAD



STEEL DASH NO.	ALUM. DASH NO.	TUBE O.D.	PIPE SIZE
-2	-2D	1/8	1/8
-3	-3D	3/16	1/8
-4	-4D	1/4	1/8
-5	-5D	5/16	1/8
-6	-6D	3/8	1/4
-7	-7D	1/2	1/4
-8	-8D	1/2	3/8
-10	-10D	5/8	1/2
-12	-12D	3/4	3/4
-16	-16D	1	1

AN817 NUT—SLEEVE COUPLING



ALUM. DASH NO.	TUBE O.D.	THREAD SIZE
-2D	1/8	5/16—24
-3D	3/16	3/8—24
-4D	1/4	7/16—20
-5D	5/16	1/2—20
-6D	3/8	9/16—18
-8D	1/2	3/4—16
-10D	5/8	7/8—14
-12D	3/4	1-1/16—12
-16D	1	1-5/16—12

AN818 NUT—COUPLING



STEEL DASH NO.	ALUM. DASH NO.	TUBE O.D.	THREAD SIZE
-2	-2D	1/8	5/16—24
-3	-3D	3/16	3/8—24
-4	-4D	1/4	7/16—20
-5	-5D	5/16	1/2—20
-6	-6D	3/8	9/16—18
-8	-8D	1/2	3/4—16
-10	-10D	5/8	7/8—14
-12	-12D	3/4	1-1/16—12
-16	-16D	1	1-5/16—12

AN819 SLEEVE—COUPLING (MS20819)



STEEL DASH NO.	ALUM. DASH NO.	TUBE O.D.
-2	-2D	1/8
-3	-3D	3/16
-4	-4D	1/4
-5	-5D	5/16
-6	-6D	3/8
-8	-8D	1/2
-10	-10D	5/8
-12	-12D	3/4
-16	-16D	1

AN821 ELBOW—FLARED TUBE 90°



ALUM.	TUBE	THREAD
DASH NO.	O.D.	SIZE
-2D	1/8	5/16—24
-3D	3/16	3/8—24
-4D	1/4	7/16—20
-5D	5/16	1/2—20
-6D	3/8	9/16—18
-8D	1/2	3/4—16
-10D	5/8	7/8—14
-12D	3/4	1-1/16—12
-16D	1	1-5/16—12

AN822 ELBOW—FLARED TUBE AND PIPE THREAD 90°
(MS20822)




STEEL	ALUM.	TUBE	PIPE
DASH NO.	DASH NO.	O.D.	THREAD
-2	-2D	1/8	1/8
-3	-3D	3/16	1/8
-4	-4D	1/4	1/8
-5	-5D	5/16	1/8
-6	-6D	3/8	1/4
-8	-8D	1/2	3/8
-10	-10D	5/8	1/2
-12	-12D	3/4	3/4
-16	-16D	1	1

AN823 ELBOW—FLARED TUBE AND PIPE THREAD 45°
(MS20823)




STEEL	ALUM.	TUBE	PIPE
DASH NO.	DASH NO.	O.D.	THREAD
-2	-2D	1/8	1/8
-3	-3D	3/16	1/8
-4	-4D	1/4	1/8
-5	-5D	5/16	1/8
-6	-6D	3/8	1/4
-8	-8D	1/2	3/8
-10	-10D	5/8	1/2
-12	-12D	3/4	3/4
-16	-16D	1	1

AN824 TEE—FLARED TUBE



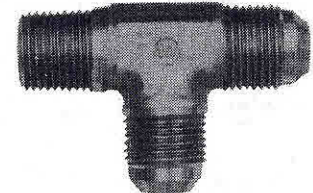
STEEL	ALUM.	TUBE	THREAD
DASH NO.	DASH NO.	O.D.	SIZE
-2	-2D	1/8	5/16—24
-3	-3D	3/16	3/8—24
-4	-4D	1/4	7/16—20
-5	-5D	5/16	1/2—20
-6	-6D	3/8	9/16—18
-8	-8D	1/2	3/4—16
-10	-10D	5/8	7/8—14
-12	-12D	3/4	1-1/16—12
-16	-16D	1	1-5/16—12

AN825 TEE—FLARED TUBE WITH PIPE THREAD ON SIDE




STEEL	ALUM.	TUBE	THREAD
DASH NO.	DASH NO.	O.D.	SIZE
-2	-2D	1/8	1/8
-3	-3D	3/16	1/8
-4	-4D	1/4	1/8
-5	-5D	5/16	1/8
-6	-6D	3/8	1/4
-8	-8D	1/2	3/8
-10	-10D	5/8	1/2
-12	-12D	3/4	3/4
-16	-16D	1	1

AN826 TEE—FLARED TUBE WITH PIPE THREAD ON RUN



STEEL	ALUM.	TUBE	PIPE
DASH NO.	DASH NO.	O.D.	THREAD
-2	-2D	1/8	1/8
-3	-3D	3/16	1/8
-4	-4D	1/4	1/8
-5	-5D	5/16	1/8
-6	-6D	3/8	1/4
-8	-8D	1/2	3/8
-10	-10D	5/8	1/2
-12	-12D	3/4	3/4
-16	-16D	1	1

AN827 CROSS—FLARED TUBE




STEEL	ALUM.	TUBE	THREAD
DASH NO.	DASH NO.	O.D.	SIZE
-2	-2D	1/8	5/16—24
-3	-3D	3/16	3/8—24
-4	-4D	1/4	7/16—20
-5	-5D	5/16	1/2—20
-6	-6D	3/8	9/16—18
-8	-8D	1/2	3/4—16
-10	-10D	5/8	7/8—14
-12	-12D	3/4	1-1/16—12
-16	-16D	1	1-5/16—12

AN832 UNION—FLARED TUBE BULKHEAD



STEEL	ALUM.	TUBE	THREAD
DASH NO.	DASH NO.	O.D.	SIZE
-2	-2D	1/8	5/16—24
-3	-3D	3/16	3/8—24
-4	-4D	1/4	7/16—20
-5	-5D	5/16	1/2—20
-6	-6D	3/8	9/16—18
-8	-8D	1/2	3/4—16
-10	-10D	5/8	7/8—14
-12	-12D	3/4	1-1/16—12
-16	-16D	1	1-5/16—12


AN833 ELBOW—FLARED TUBE AND BULKHEAD 90°



STEEL	ALUM.	TUBE	THREAD
DASH NO.	DASH NO.	O.D.	SIZE
-2	-2D	1/8	5/16—24
-3	-3D	3/16	3/8—24
-4	-4D	1/4	7/16—20
-5	-5D	5/16	1/2—20
-6	-6D	3/8	9/16—18
-8	-8D	1/2	3/4—16
-10	-10D	5/8	7/8—14
-12	-12D	3/4	1-1/16—12
-16	-16D	1	1-5/16—12

AN834

TEE—FLARED
BULKHEAD TUBE



STEEL DASH NO.	ALUM. DASH NO.	TUBE O.D.	THREAD SIZE
-2	-2D	1/8	5/16—24
-3	-3D	3/16	3/8—24
-4	-4D	1/4	7/16—20
-5	-5D	5/16	1/2—20
-6	-6D	3/8	9/16—18
-8	-8D	1/2	3/4—16
-10	-10D	5/8	7/8—14
-12	-12D	3/4	1-1/16—12
-16	-16D	1	1-5/16—12

AN837

ELBOW—FLARED TUBE
BULKHEAD 45°



STEEL DASH NO.	ALUM. DASH NO.	TUBE O.D.	THREAD SIZE
-2	-2D	1/8	5/16—24
-3	-3D	3/16	3/8—24
-4	-4D	1/4	7/16—20
-5	-5D	5/16	1/2—20
-6	-6D	3/8	9/16—18
-8	-8D	1/2	3/4—16
-10	-10D	5/8	7/8—14
-12	-12D	3/4	1-1/16—12
-16	-16D	1	1-5/16—12

AN838

HOSE TO BULKHEAD



BRASS DASH NO.	ALUM. DASH NO.	HOSE I.D.	TUBE O.D.
-4	-4D	1/4	1/4
-6	-6D	3/8	3/8
-8	-8D	1/2	1/2
-10	-10D	5/8	5/8
-12	-12D	3/4	3/4
-16	-16D	1	1

AN840

ADAPTER—
HOSE TO PIPE THREAD



BRASS DASH NO.	ALUM. DASH NO.	HOSE I.D.	PIPE SIZE
-4	-4D	1/4	1/8
-6	-6D	3/8	1/4
-8	-8D	1/2	3/8
-10	-10D	5/8	1/2
-12	-12D	3/4	3/4
-16	-16D	1	3/4

AN842

ELBOW—PIPE THREAD
AND HOSE 90°



BRASS DASH NO.	ALUM. DASH NO.	HOSE I.D.	PIPE SIZE
-4	-4D	1/4	1/8
-6	-6D	3/8	1/4
-8	-8D	1/2	3/8
-10	-10D	5/8	1/2
-12	-12D	3/4	3/4
-16	-16D	1	3/4

AN844

ELBOW—PIPE THREAD
AND HOSE 45°



BRASS DASH NO.	ALUM. DASH NO.	HOSE I.D.	PIPE SIZE
-4	-4D	1/4	1/8
-6	-6D	3/8	1/4
-8	-8D	1/2	3/8
-10	-10D	5/8	1/2
-12	-12D	3/4	3/4
-16	-16D	1	3/4

AN893


BUSHING—
SCREW THREAD
REDUCING



ALUM. DASH NO.	TUBE O.D.	
	SMALL END	LARGE END
-2D	1/4	3/8
-3D	1/4	1/2
-7D	5/16	3/8
-8D	5/16	1/2
-12D	3/8	1/2
-121D	3/8	5/8
-151D	1/2	5/8
-16D	1/2	3/4
-17D	1/2	1

AN894

BUSHING—
SCREW THREAD
EXPANDER



ALUM. DASH NO.	TUBE O.D.	
	LARGE END	SMALL END
-D3-2	3/16	1/8
-D4-3	1/4	3/16
-D5-4	5/16	1/4
-D6-5	3/8	5/16
-D8-5	1/2	5/16
-D8-6	1/2	3/8
-D10-6	5/8	3/8
-D10-8	5/8	1/2
-D12-8	3/4	1/2

AN910

COUPLING—
PIPE THREAD



BRASS DASH NO.	ALUM. DASH NO.	PIPE THREAD
-1	-1D	1/8
-2	-2D	1/4
-3	-3D	3/8
-4	-4D	1/2
-6	-6D	3/4
-8	-8D	1
-10	-10D	1 1/4

AN911

NIPPLE—PIPE THREAD



BRASS DASH NO.	ALUM. DASH NO.	PIPE THREAD
-1	-1D	1/8
-2	-2D	1/4
-3	-3D	3/8
-4	-4D	1/2
-6	-6D	3/4
-8	-8D	1
-10	-10D	1 1/4

AN912

BUSHING—REDUCER PIPE



BRASS DASH NO.	ALUM. DASH NO.	PIPE SIZES
-1	-1D	1/4—1/8
-2	-2D	3/8—1/4
-3	-3D	3/8—1/8
-4	-4D	1/2—3/8
-5	-5D	1/2—1/4
-6	-6D	1/2—1/8
-7	-7D	3/4—1/2
-8	-8D	3/4—3/8
-9	-9D	3/4—1/4
-10	-10D	1—3/4

AN913 (MS20913)

PLUG—
SQUARE HEAD PIPE THREAD



BRASS DASH NO.	ALUM. DASH NO.	PIPE THREAD
-1	-1D	1/8
-2	-2D	1/4
-3	-3D	3/8
-4	-4D	1/2
-6	-6D	3/4
-8	-8D	1
-10	-10D	1 1/4

AN914

ELBOW—INTERNAL AND
EXTERNAL PIPE THREAD 90°



BRASS DASH NO.	ALUM. DASH NO.	PIPE THREAD
-1	-1D	1/8
-2	-2D	1/4
-3	-3D	3/8
-4	-4D	1/2
-6	-6D	3/4
-8	-8D	1
-10	-10D	1 1/4

AN915

ELBOW—INTERNAL AND
EXTERNAL PIPE 45°



BRASS DASH NO.	ALUM. DASH NO.	PIPE THREAD
-1	-1D	1/8
-2	-2D	1/4
-3	-3D	3/8
-4	-4D	1/2
-6	-6D	3/4
-8	-8D	1
-10	-10D	1 1/4

AN916

ELBOW—
INTERNAL PIPE
THREAD 90°



ALUM. DASH NO.	PIPE THREAD
-1D	1/8
-2D	1/4
-3D	3/8
-4D	1/2
-6D	3/4
-8D	1
-10D	1 1/4

AN917

TEE—INTERNAL
PIPE THREAD



BRASS DASH NO.	ALUM. DASH NO.	PIPE THREAD
-1	-1D	1/8
-2	-2D	1/4
-3	-3D	3/8
-4	-4D	1/2
-6	-6D	3/4
-8	-8D	1
-10	-10D	1 1/4

AN918


CROSS—
INTERNAL PIPE
THREAD



ALUM. DASH NO.	PIPE THREAD
-1D	1/8
-2D	1/4
-3D	3/8
-4D	1/2
-6D	3/4
-8D	1
-10D	1 1/4

AN919


REDUCER—
EXTERNAL
THREAD
FLARED TUBE



STEEL DASH NO.	ALUM. DASH NO.	TUBE O.D.
-1	-1D	1/4—1/8
-2	-2D	1/4—3/16
-3	-3D	5/16—1/4
-4	-4D	3/8—1/8
-5	-5D	3/8—3/16
-6	-6D	3/8—1/4
-7	-7D	3/8—5/16
-11	-11D	1/2—5/16
-12	-12D	1/2—3/8
-14	-14D	5/8—3/8
-15	-15D	5/8—1/2
-19	-19D	3/4—1/2

AN924

NUT—
FLARED TUBE BULKHEAD



STEEL DASH NO.	ALUM. DASH NO.	TUBE O.D.	THREAD SIZE
-2	-2D	1/8	5/16—24
-3	-3D	3/16	3/8—24
-4	-4D	1/4	7/16—20
-5	-5D	5/16	1/2—20
-6	-6D	3/8	9/16—18
-8	-8D	1/2	3/4—16
-10	-10D	5/8	7/8—14
-12	-12D	3/4	1-1/16—12
-16	-16D	1	1-5/16—12

AN929

CAP ASSEMBLY—PRESSURE
SEAL FLARED TUBE FITTING
(Supersedes AN820)



(For NUT ONLY
see AN818)

COMPLETE ASS'Y DASH NO.	INSERT DASH NO.	TUBE O.D.	THREAD SIZE
-2	-2D	1/8	5/16—24
-3	-3D	3/16	3/8—24
-4	-4D	1/4	7/16—20
-5	-5D	5/16	1/2—20
-6	-6D	3/8	9/16—18
-8	-8D	1/2	3/4—16
-10	-10D	5/8	7/8—14
-12	-12D	3/4	1-1/16—12
-16	-16D	1	1-5/16—12