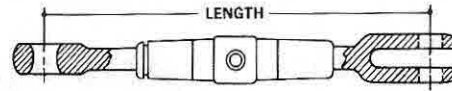


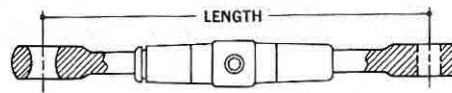
AN TURNBUCKLE ASSEMBLIES

Turnbuckles are made up of a brass barrel, and two steel ends, one with a right-hand thread and the other a left-hand thread. Available in long or short models. **Specify assembly by AN number, adding dash number for diameter and length.**

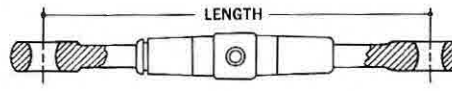
AN DASH NUMBER	LENGTH OF ASSEMBLY				TENSILE STRENGTH (POUNDS)
	AN130	AN135	AN140	AN150	
-8S	4½"	4½"	4½"	4½"	800
-16S	4½"	4½"	4½"	4½"	1600
-16L	8"	8"	8"	8"	1600
-22S	4-17/32"	4½"	4½"	4½"	2200
-22L	8-1/32"	8"	8"	8"	2200
-32S	4-19/32"	4½"	4½"	4½"	3200
-32L	8-7/64"	8"	8"	8"	3200
-46S	4-21/32"	4½"	4½"	4½"	4600
-46L	8-5/32"	8"	8"	8"	4600



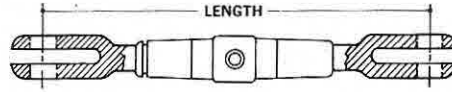
AN130
AN170 Cable Eye
AN155 Barrel
AN161 Fork



AN135
AN170 Cable Eye
AN155 Barrel
AN165 Pin Eye



AN140
AN170 Cable Eye
AN155 Barrel
AN170 Cable Eye

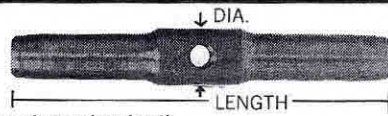


AN150
AN161 Fork
AN155 Barrel
AN161 Fork

AN TURNBUCKLE PARTS

Barrels are brass. Cable eyes, pin eyes and forks are cadmium plated steel. Parts conform to Spec. MIL-T-5685.


AN155 BARREL



Letter in dash number indicates short or long length.

AN NUMBER	THREAD	LENGTH	DIAMETER
AN155-8S	6-40	2¼"	.250
AN155-8L		4"	
AN155-16S	10-32	2¼"	.344
AN155-16L		4"	
AN155-32S	¼-28	2¼"	.438
AN155-32L		4"	
AN155-46S	5/16-24	2¼"	.500
AN155-46L		4"	

AN165 PIN EYE



First letter in dash number indicates right or left. Second letter indicates short or long.

AN NUMBER	THREAD	LENGTH	CABLE	G	D
AN165-8RS	6-40	1.125	1/16"	.125	.188
AN165-8LS		1.125			
AN165-16RS	10-32	1.125	3/32"	.188	.188
AN165-16LS		1.125			
AN165-16RL		2.000			
AN165-16LL		2.000			
AN165-22RS	¼-28	1.125	1/8"	.188	.188
AN165-22LS		1.125			
AN165-22RL		2.000			
AN165-22LL		2.000			
AN165-32RS	¼-28	1.125	5/32"	.219	.250
AN165-32LS		1.125			
AN165-32RL		2.000			
AN165-32LL		2.000			
AN165-46RS	5/16-24	1.125	3/16"	.281	.313
AN165-46LS		1.125			
AN165-46RL		2.000			
AN165-46LL		2.000			


AN161 FORK EYE



First letter in dash number indicates right or left. Second letter indicates short or long.

AN NUMBER	THREAD	LENGTH	CABLE	G	D
AN161-8RS	6-40	1.125	1/16"	.109	.188
AN161-8LS		1.125			
AN161-16RS	10-32	1.125	3/32"	.156	.188
AN161-16LS		1.125			
AN161-16RL		2.000			
AN161-16LL		2.000			
AN161-22RS	¼-28	1.156	1/8"	.187	.188
AN161-22LS		1.156			
AN161-22RL		2.031			
AN161-22LL		2.031			
AN161-32RS	¼-28	1.219	5/32"	.218	.250
AN161-32LS		1.219			
AN161-32RL		2.109			
AN161-32LL		2.109			
AN161-46RS	5/16-24	1.281	3/16"	.250	.313
AN161-46LS		1.281			
AN161-46RL		2.156			
AN161-46LL		2.156			

AN170 CABLE EYE



First letter in dash number indicates right or left. Second letter indicates short or long.

AN NUMBER	THREAD	LENGTH	CABLE	G	D
AN170-8RS	6-40	1.125	1/16"	.125	.188
AN170-8LS		1.125			
AN170-16RS	10-32	1.125	3/32"	.188	.219
AN170-16LS		1.125			
AN170-16RL		2.000			
AN170-16LL		2.000			
AN170-22RS	¼-28	1.125	1/8"	.188	.219
AN170-22LS		1.125			
AN170-22RL		2.000			
AN170-22LL		2.000			
AN170-32RS	¼-28	1.125	5/32"	.219	.281
AN170-32LS		1.125			
AN170-32RL		2.000			
AN170-32LL		2.000			
AN170-46RS	5/16-24	1.125	3/16"	.281	.313
AN170-46LS		1.125			
AN170-46RL		2.000			
AN170-46LL		2.000			

CLEVIS BOLTS

Meets Specification MIL-B-6812, and shear strength requirements of Spec. MIL-H-6875. Non-corrosive resisting steel; cadmium plated per QQ-P-416.

SOLD ONLY IN PACKAGES OF 25
Additional sizes and prices information available on request.

UNDRILLED SHANK



DRILLED SHANK



LENGTH IN INCHES	GRIP IN INCHES	Undrilled DASH NO.	Drilled DASH NO.
1/2	3/16	-8A	-8
9/16	1/4	-9A	-9
5/8	5/16	-10A	-10
11/16	3/8	-11A	-11
3/4	7/16	-12A	-12
13/16	1/2	-13A	-13
7/8	9/16	-14A	-14
15/16	5/8	-15A	-15
1	11/16	-16A	-16
1-1/16	3/4	-17A	-17
1-1/8	13/16	-18A	-18
1-3/16	7/8	-19A	-19
1-1/4	15/16	-20A	-20
1-5/16	1	-21A	-21
1-3/8	1-1/16	-22A	-22
1-7/16	1-1/8	-23A	-23
1-1/2	1-3/16	-24A	-24
1-9/16	1-1/4	-25A	-25
1-5/8	1-5/16	-26A	-26
1-11/16	1-3/8	-27A	-27
1-3/4	1-7/16	-28A	-28
1-13/16	1-1/2	-29A	-29
1-7/8	1-9/16	-30A	-30
1-15/16	1-5/8	-31A	-31
2	1-11/16	-32A	-32

	AN23	AN24	AN25	AN26
THREAD →	10-32	1/4-28	5/16-24	3/8-24
DIAMETER →	3/16	1/4	5/16	3/8
USE WITH SELF-LOCKING NUT →	AN365-1032	AN365-428	AN365-524	AN365-624
USE WITH CASTLE SHEAR NUT →	AN320-3	AN320-4	AN320-5	AN320-6
USE WITH COTTER PIN →	AN380-2-2	AN380-2-2	AN380-2-2	AN380-3-3

CLEVIS PINS

Steel per specification MIL-P-5673; cadmium plated as per QQ-P-416. Drilled for cotter pin. Use MS number, when ordering. Prices and information on larger sizes available on request.



CLEVIS PIN	COTTER PIN TO USE		FLAT WASHER NUMBER TO USE
	CORROSION RESISTING STEEL	CARBON STEEL	
AN392	AN381-2-8	AN380-2-2	AN960-6
AN393	AN381-2-8	AN380-2-2	AN960-10
AN394	AN381-2-8	AN380-2-2	AN960-416

MS 20392 Dash No.	AN 392 Dash No.	Diameter & Grip Length
-1C7	-7	1/8 x 7/32
-1C9	-9	1/8 x 9/32
-1C11	-11	1/8 x 11/32
-1C13	-13	1/8 x 13/32
-1C15	-15	1/8 x 15/32
-1C17	-17	1/8 x 17/32
-1C19	-19	1/8 x 19/32
-1C21	-21	1/8 x 21/32
-1C23	-23	1/8 x 23/32
-1C25	-25	1/8 x 25/32
-1C27	-27	1/8 x 27/32
-1C29	-29	1/8 x 29/32
-1C31	-31	1/8 x 31/32
-1C33	-33	1/8 x 1-1/32
-1C35	-35	1/8 x 1-3/32
-1C37	-37	1/8 x 1-5/32
-1C39	-39	1/8 x 1-7/32
-1C41	-41	1/8 x 1-9/32
-1C45	-45	1/8 x 1-13/32
-1C53	-53	1/8 x 1-21/32
-1C57	-57	1/8 x 1-25/32

MS 20392 Dash No.	AN 393 Dash No.	Diameter & Grip Length
-2C7	-7	3/16 x 7/32
-2C9	-9	3/16 x 9/32
-2C11	-11	3/16 x 11/32
-2C13	-13	3/16 x 13/32
-2C15	-15	3/16 x 15/32
-2C17	-17	3/16 x 17/32
-2C19	-19	3/16 x 19/32
-2C21	-21	3/16 x 21/32
-2C23	-23	3/16 x 23/32
-2C25	-25	3/16 x 25/32
-2C27	-27	3/16 x 27/32
-2C29	-29	3/16 x 29/32
-2C31	-31	3/16 x 31/32
-2C33	-33	3/16 x 1-3/32
-2C35	-35	3/16 x 1-3/32
-2C37	-37	3/16 x 1-5/32
-2C39	-39	3/16 x 1-7/32
-2C41	-41	3/16 x 1-9/32
-2C43	-43	3/16 x 1-11/32

MS 20392 Dash No.	AN 394 Dash No.	Diameter & Grip Length
-3C11	-11	1/4 x 11/32
-3C13	-13	1/4 x 13/32
-3C15	-15	1/4 x 15/32
-3C17	-17	1/4 x 17/32
-3C19	-19	1/4 x 19/32
-3C21	-21	1/4 x 21/32
-3C23	-23	1/4 x 23/32
-3C25	-25	1/4 x 25/32
-3C27	-27	1/4 x 27/32
-3C29	-29	1/4 x 29/32
-3C31	-31	1/4 x 31/32
-3C33	-33	1/4 x 1-1/32
-3C35	-35	1/4 x 1-3/32
-3C37	-37	1/4 x 5/32
-3C39	-39	1/4 x 1-7/32
-3C41	-41	1/4 x 1-9/32
-3C43	-43	1/4 x 1-11/32
-3C45	-45	1/4 x 1-13/32
-3C47	-47	1/4 x 1-15/32
-3C49	-49	1/4 x 1-17/32
-3C51	-51	1/4 x 1-19/32
-3C53	-53	1/4 x 1-21/32
-3C55	-55	1/4 x 1-23/32
-3C57	-57	1/4 x 1-25/32